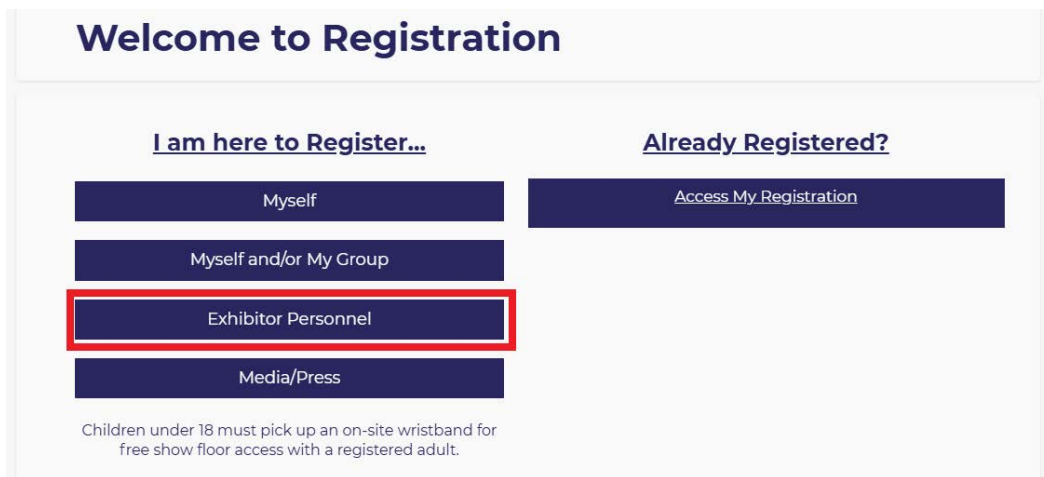


STEP-BY-STEP GUIDE: HOW INVITE CLIENTS AND PROSPECTS USING MY EXHIBITOR GUEST PASSES

Step 1: Click on Exhibitor Personnel button on the IAAPA Expo Middle East registration home page



Welcome to Registration

I am here to Register...

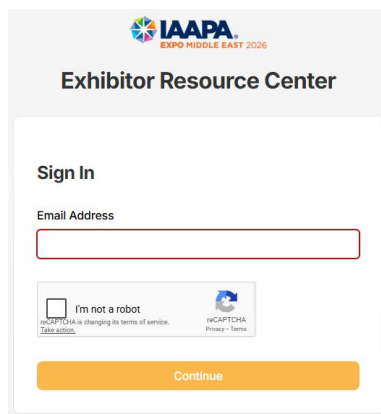
- Myself
- Myself and/or My Group
- Exhibitor Personnel**
- Media/Press

Already Registered?

- [Access My Registration](#)

Children under 18 must pick up an on-site wristband for free show floor access with a registered adult.

Step 2: It will take you to the Exhibitor Resource Center. **Login using your email.** If you have trouble logging in, follow instructions [here](#).



Exhibitor Resource Center

Sign In

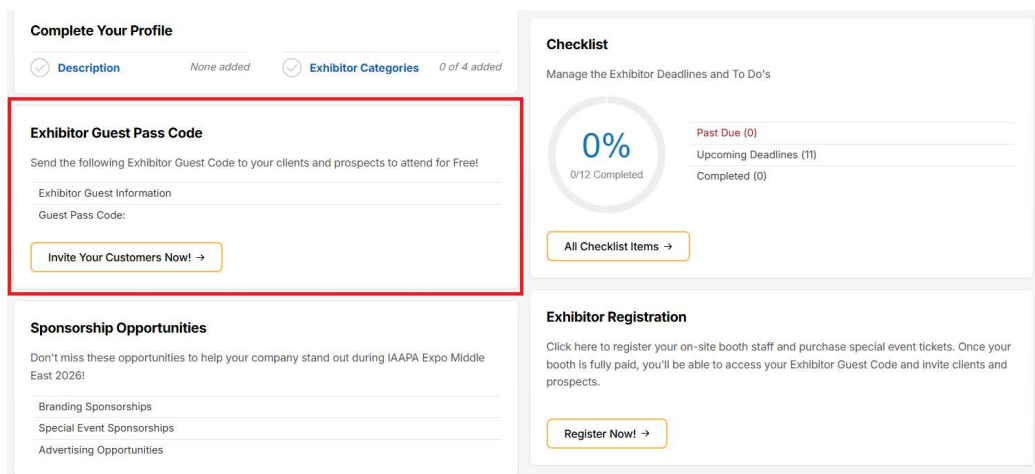
Email Address

☐ I'm not a robot
reCAPTCHA is changing its terms of service. [Terms of service](#)

☐ reCAPTCHA
Privacy - Terms

[Continue](#)

Step 3: On the dashboard you will see the Exhibitor Guest code section. In this tile you can see your guest code. Click on the “Invite Your Customers Now!” button.



Complete Your Profile

- ☒ Description None added
- ☒ Exhibitor Categories 0 of 4 added

Exhibitor Guest Pass Code

Send the following Exhibitor Guest Code to your clients and prospects to attend for Free!

Exhibitor Guest Information

Guest Pass Code:

[Invite Your Customers Now! →](#)

Sponsorship Opportunities

Don't miss these opportunities to help your company stand out during IAAPA Expo Middle East 2026!

- Branding Sponsorships
- Special Event Sponsorships
- Advertising Opportunities

Checklist

Manage the Exhibitor Deadlines and To Do's

0%
0/12 Completed

Past Due (0)
Upcoming Deadlines (11)
Completed (0)

[All Checklist Items →](#)

Exhibitor Registration

Click here to register your on-site booth staff and purchase special event tickets. Once your booth is fully paid, you'll be able to access your Exhibitor Guest Code and invite clients and prospects.

[Register Now! →](#)

STEP-BY-STEP GUIDE: HOW INVITE CLIENTS AND PROSPECTS USING MY EXHIBITOR GUEST PASSES

Step 4: This logs you into the Exhibitor Registration site. Now, click on the Exhibitor Guest Invite button on the top of the page.

Welcome

[Company Details](#)
[Exhibitor Guest Invite](#)
[Registration](#)
[Pay](#)
[Invoice](#)
[Receipts](#)

[Lead Retrieval](#)
[Reserve Your Hotel](#)

Company Info

Address

Select the Registration tab at the top of the page to get started adding your on-site booth staff names. Once your complimentary allotment of badges has been used, you have the option to purchase additional badges at the prevailing member/nonmember rate. Members receive free access to the education program and discounted special event tickets. Exhibitor Guest will open end of June and the Exhibitor Guest tab will be accessible once your booth is fully paid. For additional information about exhibitor badges, please click here.

Step 5: Here is all of the information about your exhibitor guest code:

- **You can invite clients doing either of these three options:**
 - On the left, you are able to send an automated invite to your clients and prospects
 - On the right you are able to copy your code it to send directly to clients
 - On the right you are able to copy a link with your code embedded within it to send directly to clients
- Also on the right, you are able to view how many times your code has been used along with the individuals who have registered using your code.

Welcome

[Company Details](#)
[Exhibitor Guest Invite](#)
[Registration](#)
[Pay](#)
[Invoice](#)
[Receipts](#)

[Lead Retrieval](#)
[Reserve Your Hotel](#)

IAAPA Exhibitor Guest Invite

Exhibitor Guests must register themselves for IAAPA Expo Europe 2025. Exhibitors cannot register them on their behalf.

First Name *

Last Name *

Email *

[Send Invite](#)

Invite Code

Share your unique Exhibitor Guest Code or Registration Link with your contacts.

Code: 12345

[Copy Code to Clipboard](#) [Copy Link to Clipboard](#)

Invite Code Use Reporting

Registrants: 0 / 20

[Download a list of registrants](#)

Important Note:

If sharing the code directly with your customers, please remind them that the code only includes their base admission ticket. If they are IAAPA members, the invite includes access to show floor with education conference, if nonmember, the invite is show floor only.

Your guests will need to insert the discount code box on the checkout page of registration.